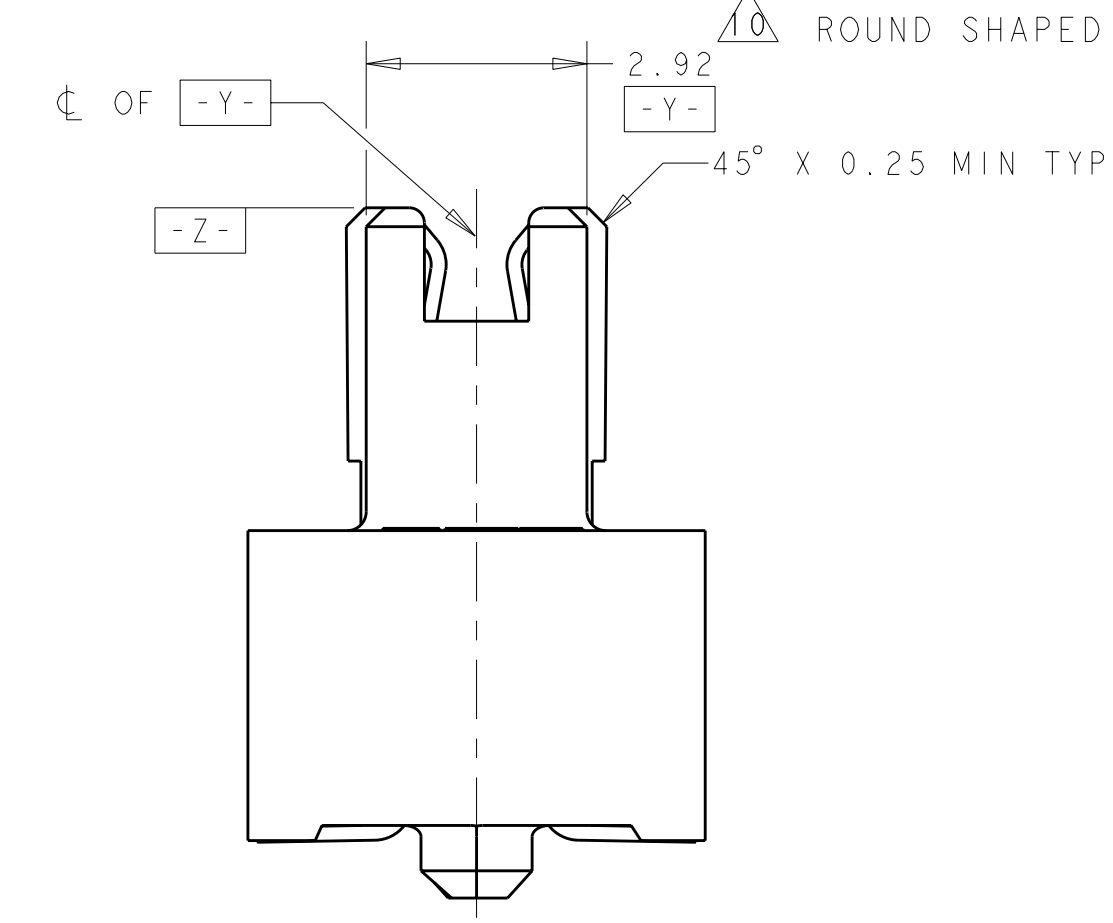
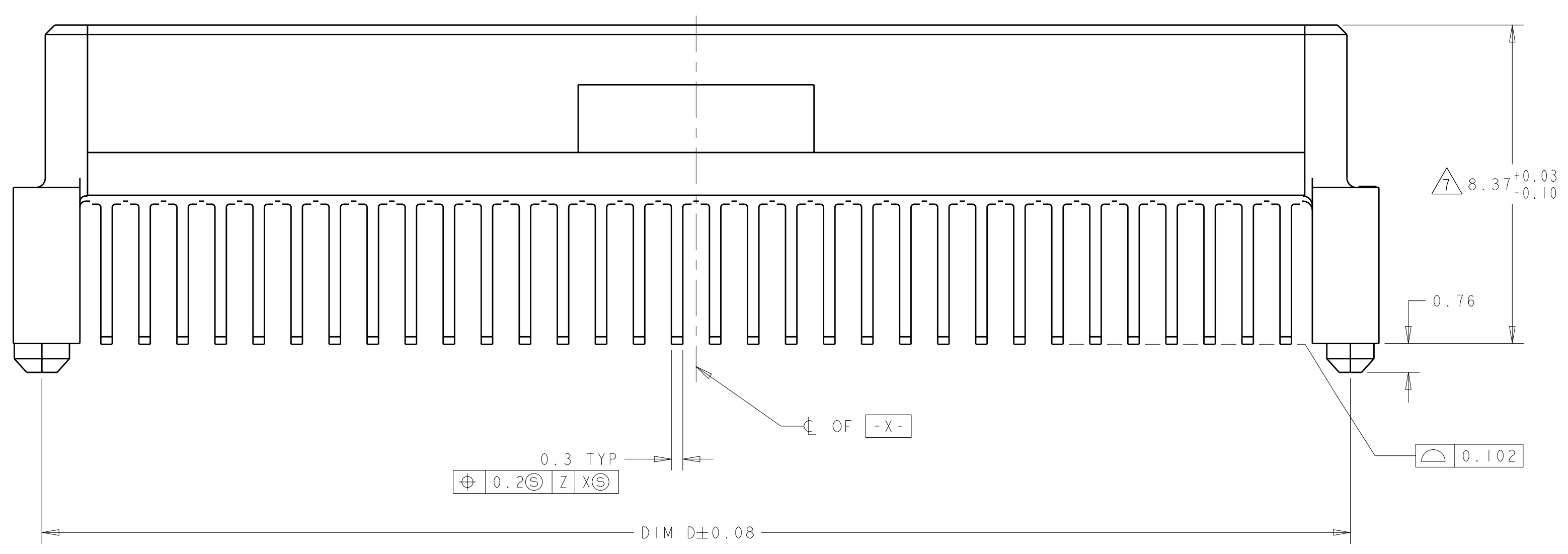
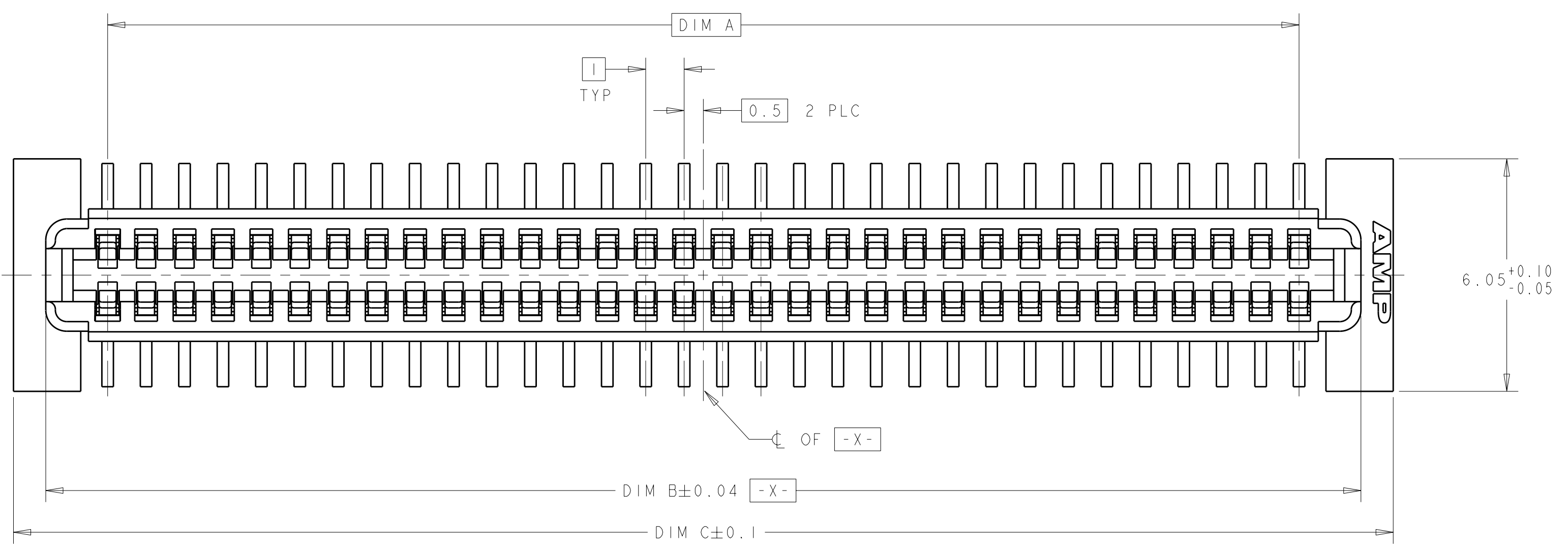
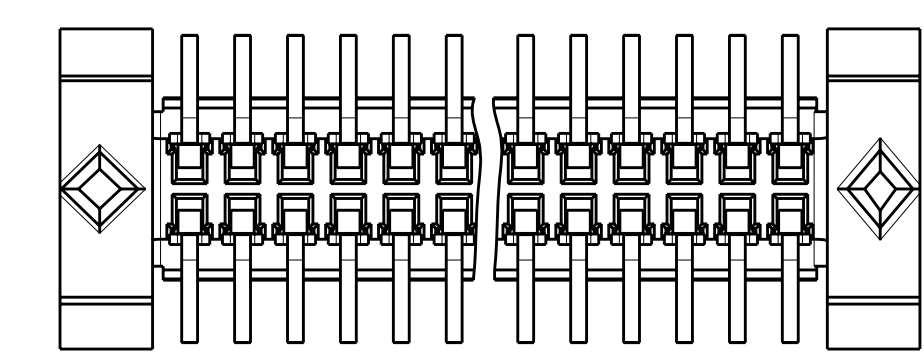


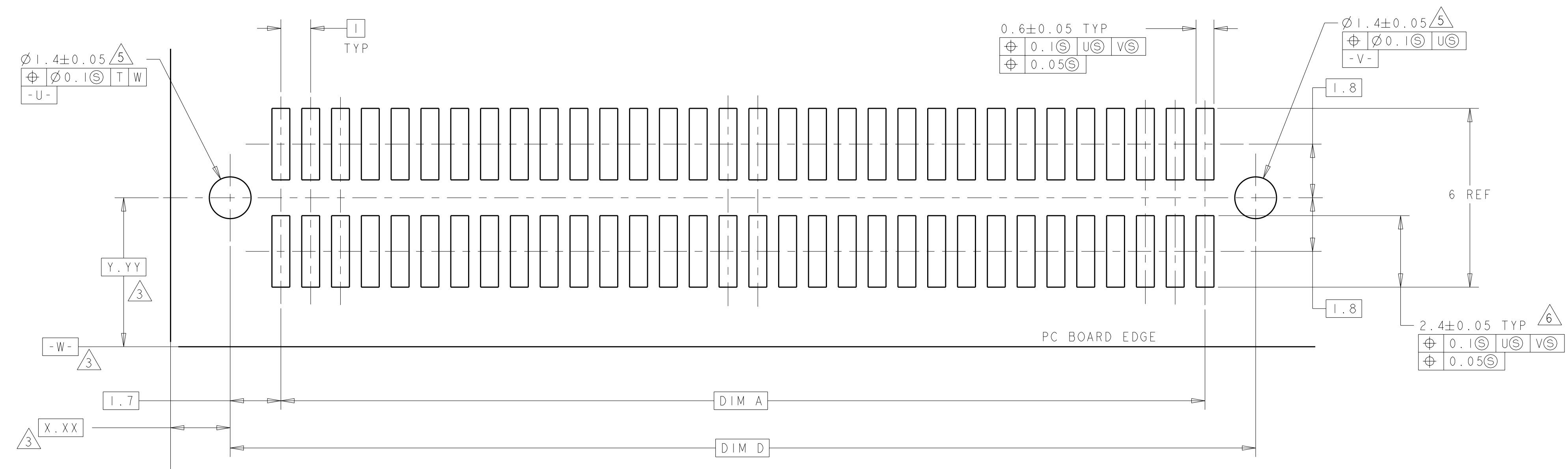
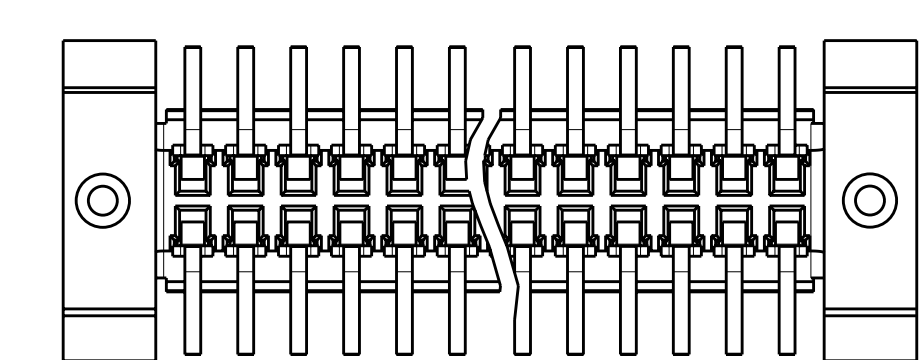
LOC		DIST		REVISIONS			
AD	00	REV	DATE	BY	CHK	APPD	DESCRIPTION
		0	29SEP2004	BC	RW		REV PER EC 0512-0235-04
		A	10JUL2006	DH	DB		REVISED PER ECO-08-008615
		AI	11SEP2009	AEG	HM		REV PER ECO-09-018460



STYLE A POSTS



STYLE B POSTS



RECOMMENDED PC BOARD LAYOUT

- HOUSING MATERIAL: HIGH TEMPERATURE THERMOPLASTIC, COLOR; BLACK. CONTACT MATERIAL: PHOSPHOR BRONZE.
- CONTACT FINISH: NICKEL UNDERPLATE ALL OVER, MATING SURFACES PLATED TO MEET PLI PERFORMANCE REQUIREMENTS OF INDUSTRY SPECIFICATION EIA-700AAAB, SOLDER TAILS PLATED TIN.
- DATUM LOCATIONS AND BASIC DIMENSIONS TO BE ESTABLISHED BY THE CUSTOMER. CONSULT AMP ENGINEERING WHEN PLACING MULTIPLE CONNECTORS ON A PC BOARD.
- PACKAGED IN TAPE ON REEL PER EIA-481.
- 1.5 MIN DIAMETER HOLE SHOULD BE USED IF USING POST STYLE "A" AND PLACING ON PCB WITH VACUUM PLACEMENT EQUIPMENT.
- SHORTER SOLDER LANDS MAY BE USED PER EIA 700AAAB, HOWEVER 2.4 LENGTH ASSURES OPTIMUM SOLDER FILLET REGARDLESS OF MANUFACTURER OF CONNECTOR.
- REFERRED TO AS DIM H = 8.3±0.1 IN EIA 700AAAB SPECIFICATION.
- CONTACT FINISH: 0.00381 MINIMUM MATTE TIN PER ASTM B 545 ON SOLDER AREA, 0.00127 MINIMUM GOLD PER ASTM B 488 ON MATING AREA, BOTH OVER 0.00127 MINIMUM NICKEL PER SAE-AMS-QQ-N-290 ON ENTIRE CONTACT.
- SQUARE AND DIAMOND SHAPED POSTS
- ROUND SHAPED POSTS

POST STYLE	FINISH	DIM D	DIM C	DIM B	DIM A	STACK HGTS	POS	PART NO
10	8	44.4	45.9	44.22	41	13	84	3-5120523-2
10	8	34.4	35.9	34.22	31	13	64	3-5120523-1
10	2	44.4	45.9	44.22	41	13	84	2-5120523-2
10	2	34.4	35.9	34.22	31	13	64	2-5120523-1
9	8	44.4	45.9	44.22	41	13	84	1-5120523-2
9	8	34.4	35.9	34.22	31	13	64	1-5120523-1
9	2	44.4	45.9	44.22	41	13	84	5120523-2
9	2	34.4	35.9	34.22	31	13	64	5120523-1

DIMENSIONS: mm 9 PLC ± 1 PLC ±0.03 5 PLC ±0.003 4 PLC ± ANGLES ±0°30'		TOLERANCES UNLESS OTHERWISE SPECIFIED: FINISH SEE TABLE		DWN B. CARBO CHK R. WERTZ APPD R. WERTZ		29SEP04 29SEP04 29SEP04		Tyco Electronics Corporation Harrisburg, PA 17105-3608	
MATERIAL: SEE TABLE		PRODUCT SPEC: 502-1079 APPLICATION SPEC: 114-25045		NAME: RCPT ASSY, 1.0mm FH(IEEE1386) CONNECTOR		SIZE: 114-25045 WEIGHT:		CUSTOMER DRAWING: SCALE 10:1 SHEET 1 OF 1 REV AI	